







Dongguan Fvwin Electronics Co.,Ltd

Email:fvwin@fvwin.com Skype:evelynhwang2013

<http://www.fvwindz.com>







<http://www.led-tact-switch.com/>

Audio/Video Illuminated Push Button Switches						
Pic						
Model	TS15-9W56WTX	TS15-10W57WTX	TS15-12W58WBX	PB12-23WXX	PB15-23WXX	PB17-22WXX
Size(mm)	12(L)*12(W)*13.1(H)	15(L)*15(W)*12.7(H)	16(φ)*13.1(H)	12(L)*12(W)*23(H)	15(L)*15(W)*23(H)	17.4(L)*17.4(W)*22.65(H)
Circuit	SPST Momentary	SPST Momentary	SPST Momentary	OFF-(ON)/Momentary SPST	OFF-(ON)/Momentary SPST	SPST
Rating	50mA 12VDC	50mA 12VDC	50mA 12VDC	100mA 12VDC	100mA 12VDC	100mA 12VDC
Electrically Life	2,00,000 Cycles Min	2,00,000 Cycles Min	2,00,000 Cycles Min	1,000,000 Cycles Min	1,000,000 Cycles Min	100,000 Cycles Min
Actuation Force	250±50gf	250±50gf	250±50gf	250±100gf	250±100gf	250±100gf
Total Travel	0.4±0.15mm	0.4±0.15mm	0.4±0.15mm	4.5±0.2mm	4.5±0.2mm	4.5±0.2mm

**Feature:**

1. Available in three different cap sizes of 12 mm, 15 mm,16mm and 17.4 mm
2. Sculpted Clear Cap style or Laser etch on clear lens for design flexibility in audio/video applications
3. Available with super bright red,green,blue or RGB LED
4. A best solution for all broadcast and Pro A/V panel need

## TS7 Series Illuminated Tact Switches ( RGB / Bi-color LED Options)

Pic						
Model	TS7-0000RGBA	TS7-0000RWA	TS7-0000RU	TS7-0051WRGB1	TS7-0051BRU6	TS7-0051BRGB1
Outline Size(mm)	7(L)*7(W)*7(H)	7(L)*7(W)*7(H)	7(L)*7(W)*7(H)	φ10*8.2(H)	φ10*8.2(H)	φ10*8.2(H)
Cap Size(mm)	NON	NON	NON	φ10	φ10	φ10
Terminal Type	SMD	DIP	DIP	DIP	DIP	DIP
Rating	50mA 12VDC	50mA 12VDC	50mA 12VDC	50mA 12VDC	50mA 12VDC	50mA 12VDC
Lifespan	500,000 Cycles Min	500,000 Cycles Min	500,000 Cycles Min	500,000 Cycles Min	500,000 Cycles Min	500,000 Cycles Min
Actuation Force	160±50gf	160±50gf	160±50gf	160±50gf	160±50gf	160±50gf
Total Travel	0.25±0.1mm	0.25±0.1mm	0.25±0.1mm	0.25±0.1mm	0.25±0.1mm	0.25±0.1mm

### Feature:

RGB and Bi-color(RED-BLUE&RED-GREEN&RED-WHITE )LED Options

SMD and Thru-hole(DIP) terminal

10MM Round shape cap are available

Tiny size and crispy sound feedback

TS8 Series Illuminated Tact Switches						
Pic						
Model	TS8-0000XA	TS8-0000X	TS8-002AR	TS8-003B0	TS8-0030AX1	TS8-007AX1
Outline Size(mm)	6(L)*6(W)*7(H)	6(L)*6(W)*7(H)	7.5(L)*7.5(W)*8.3(H)	10(L)*10(W)*8.3(H)	10(L)*10(W)*8.3(H)	10(L)*10(W)*8.3(H)
Cap Size(mm)	NON	NON	7.5*7.5	7.5(φ)*2.4(H)	10*10	10*10
Terminal Type	SMD	DIP	DIP	DIP	DIP	DIP
Lifespan	500,000 Cycles Min	500,000 Cycles Min	500,000 Cycles Min	500,000 Cycles Min	500,000 Cycles Min	500,000 Cycles Min
Actuation Force	160±50gf 250±50gf	160±50gf 250±50gf	160±50gf 250±50gf	160±50gf 250±50gf	160±50gf 250±50gf	160±50gf 250±50gf
Total Travel	0.25±0.1mm	0.25±0.1mm	0.25±0.1mm	0.25±0.1mm	0.25±0.1mm	0.25±0.1mm
Pic						
Model	TS8-1A1AX	TS8-1A2GR	TS8-3A3AX	TS8-3B3AX6	TS8-3B3WX	TS8-00TWX
Outline Size(mm)	10(L)*10(W)*8.3(H)	10(L)*10(W)*8.3(H)	10(φ)*8.3(H)	10(φ)*8.3(H)	10(φ)*8.3(H)	7.5(L)*7.5(W)*16.3(H)
Cap Size(mm)	10*10	10*10	φ10	φ10	φ10	φ5.5*10.4(H)
Terminal Type	DIP	DIP	DIP	DIP	DIP	DIP
Lifespan	500,000 Cycles Min	500,000 Cycles Min	500,000 Cycles Min	500,000 Cycles Min	500,000 Cycles Min	500,000 Cycles Min
Actuation Force	160±50gf 250±50gf	160±50gf 250±50gf	160±50gf 250±50gf	160±50gf 250±50gf	160±50gf 250±50gf	160±50gf 250±50gf
Total Travel	0.25±0.1mm	0.25±0.1mm	0.25±0.1mm	0.25±0.1mm	0.25±0.1mm	0.25±0.1mm












TS9 Series Illuminated Tact Switches						
Photo						
Model	TS9-0000X	TS9-0000X1	TS9-003WX	TS9-003BX1	TS9-001TX	TS9-002AX
Size(mm)	6(L)*6(W)*9(H)	6(L)*6(W)*9(H)	φ7.5*10(H)	φ7.5*10(H)	φ7.5*10(H)	7.5(L)*7.5(W)*10(H)
Cap Size(mm)	NON	NON	φ7.5*2.4(H)	φ7.5*2.4(H)	φ7.5*2.4(H)	7.5(L)*7.5(W)*2.4(H)
Terminal Type	DIP	DIP	DIP	DIP	DIP	DIP
Life	500,000 Cycles Min	500,000 Cycles Min	500,000 Cycles Min	500,000 Cycles Min	500,000 Cycles Min	500,000 Cycles Min
Actuation Force	160±50gf 250±50gf	160±50gf 250±50gf	160±50gf 250±50gf	160±50gf 250±50gf	160±50gf 250±50gf	160±50gf 250±50gf
Total Travel	0.25±0.1mm	0.25±0.1mm	0.25±0.1mm	0.25±0.1mm	0.25±0.1mm	0.25±0.1mm

Photo						
Model	TS9-005BX1	TS9-007BX1	TS9-007AXX	TS9-009WX	TS9-005W19TX	TS9-0052WX
Size(mm)	10(L)*10(W)*10(H)	7.5(L)*7.5(W)*10(H)	φ10*10(H)	φ12.8*10(H)	12(L)*12(W)*11.5(H)	7.5(L)*7.5(W)*12(H)
Cap Size(mm)	7.5(L)*7.5(W)*2.4(H)	7.5(L)*7.5(W)*2.4(H)	φ10*2.4(H)	φ12.8*2.4(H)	12(L)*12(W)*5.0(H)	7.5(L)*7.5(W)*4.3(H)
Life	500,000 Cycles Min	500,000 Cycles Min	500,000 Cycles Min	500,000 Cycles Min	500,000 Cycles Min	500,000 Cycles Min
Actuation Force	160±50gf 250±50gf	160±50gf 250±50gf	160±50gf 250±50gf	160±50gf 250±50gf	160±50gf 250±50gf	160±50gf 250±50gf
Total Travel	0.25±0.1mm	0.25±0.1mm	0.25±0.1mm	0.25±0.1mm	0.25±0.1mm	0.25±0.1mm

<b>Pic</b>						
<b>Model</b>	TS9-3B3BX1	TS9-5B7AX6	TS9-5B7BX1	TS9-5B7WX	TS9-5B7BXX	TS9-5B8BX
<b>Size(mm)</b>	φ10*10(H)	φ12.8*10(H)	φ12.8*10(H)	φ12.8*10(H)	φ12.8*10(H)	φ12.8*10(H)
<b>Cap Size(mm)</b>	φ7.5*2.4(H)	φ10*2.4(H)	φ10*2.4(H)	φ10*2.4(H)	φ10*2.4(H)	φ10*2.4(H)
<b>Life</b>	500,000 Cycles Min	500,000 Cycles Min	500,000 Cycles Min	500,000 Cycles Min	500,000 Cycles Min	500,000 Cycles Min
<b>Actuation Force</b>	160±50gf 250±50gf	160±50gf 250±50gf	160±50gf 250±50gf	160±50gf 250±50gf	160±50gf 250±50gf	160±50gf 250±50gf
<b>Total Travel</b>	0.25±0.1mm	0.25±0.1mm	0.25±0.1mm	0.25±0.1mm	0.25±0.1mm	0.25±0.1mm

<b>Pic</b>						
<b>Model</b>	TS9-2A00X (integrated)	TS9-0012TX	TS9-00TTX	TS9-00TWX	TS9-00TBX6	TS9-00TBX1
<b>Size(mm)</b>	11.1(L)*11.6(W)*9.8(H)	7(φ)*17.1(H)	7.5(L)*7.5(W)*17.8(H)	7.5(L)*7.5(W)*17.8(H)	7.5(L)*7.5(W)*17.8(H)	7.5(L)*7.5(W)*17.8(H)
<b>Cap Size(mm)</b>	NON	7 (φ)*7(L)*7(W)*9.4(H)	5.5(φ) *7.5(L)*7.5(W)*10.1(H)	5.5(φ) *7.5(L)*7.5(W)*10.1(H)	5.5(φ) *7.5(L)*7.5(W)*10.1(H)	5.5(φ) *7.5(L)*7.5(W)*10.1(H)
<b>Electrically Life</b>	500,000 Cycles Min	500,000 Cycles Min	500,000 Cycles Min	500,000 Cycles Min	500,000 Cycles Min	500,000 Cycles Min
<b>Actuation Force</b>	160±50gf 250±50gf	160±50gf 250±50gf	160±50gf 250±50gf	160±50gf 250±50gf	160±50gf 250±50gf	160±50gf 250±50gf
<b>Total Travel</b>	0.25±0.1mm	0.25±0.1mm	0.25±0.1mm	0.25±0.1mm	0.25±0.1mm	0.25±0.1mm

## TS10 Series Illuminated Tact Switches

<b>Pic</b>						
<b>Model</b>	TS10-0000X	TS10-0011UX	TS10-00FWX	TS10-0013BX1	TS10-00FB17TXX	TS10-00FB17TXX
<b>Size(mm)</b>	6(L)*6(W)*9(H)	φ10*12.8(H)	9.0(L)*9.0(W)*15.4(H)	φ13*15(H)	11(L)*11(W)*16.9(H)	11(L)*11(W)*16.9(H)
<b>Cap Size(mm)</b>	NON	φ10*3.5(H)	9.0(L)*9.0(W)*6.2(H)	φ13*7.5(H)	11(L)*11(W)*8.7(H)	11(L)*11(W)*8.7(H)
<b>Life</b>	500,000 Cycles Min	500,000 Cycles Min	500,000 Cycles Min	500,000 Cycles Min	500,000 Cycles Min	500,000 Cycles Min
<b>Actuation Force</b>	160±50gf 250±50gf	160±50gf 250±50gf	160±50gf 250±50gf	160±50gf 250±50gf	160±50gf 250±50gf	160±50gf 250±50gf
<b>Total Travel</b>	0.25±0.1mm	0.25±0.1mm	0.25±0.1mm	0.25±0.1mm	0.25±0.1mm	0.25±0.1mm

### Feature:





Red/Blue/Green/Yellow/White Colors and Bi-color LED Options

Thru-hole mounting

Many caps are available

Accept to customize the icon on the top cap

## TS16 Series Illuminated Tact Switches

<b>Pic</b>						
<b>Model</b>	TS16-0000X	TS16-0000X1	TS16-0023AX1	TS16-00EWX	TS16-00EAX6	TS16-0055WR
<b>Size(mm)</b>	7(L)*7(W)*7(H)	7(L)*7(W)*7(H)	7.5(φ)*8(H)	7.5(φ)*12.1(H)	7.5(φ)*12.1(H)	8.0(φ)*15.5(H)
<b>Cap Size(mm)</b>	NON	NON	7.5(φ)*2.4(H)	7.5(φ)*6.3(H)	7.5(φ)*6.3(H)	8.0(φ)*10(H)
<b>Life</b>	500,000 Cycles Min	500,000 Cycles Min	500,000 Cycles Min	500,000 Cycles Min	500,000 Cycles Min	500,000 Cycles Min
<b>Actuation Force</b>	160±50gf 250±50gf	160±50gf 250±50gf	160±50gf 250±50gf	160±50gf 250±50gf	160±50gf 250±50gf	160±50gf 250±50gf
<b>Total Travel</b>	0.25±0.1mm	0.25±0.1mm	0.25±0.1mm	0.25±0.1mm	0.25±0.1mm	0.25±0.1mm

### Feature:







Red/Blue/Green/Yellow/White Colors and Bi-color LED Options





Thru-hole mounting

Many caps are available

Accept to customize the symbol on the cap

## TS17 Series Righ Angle Illuminated Tact Switches

<b>Pic</b>						
<b>Model</b>	TS17-0000X	TS17-0023AX1	TS17-0022BX	TS17-0024WX	TS17-0021AX6	TS17-0027BX1
<b>Size(mm)</b>	7(L)*7(W)*7(H)	7.5(φ)*9.0(H)	7.5(φ)*9.0(H)	7.5(L)*7.5(W)*9.0(H)	10(φ)*9.0(H)	10(L)*10(W)*9.0(H)
<b>Cap Size(mm)</b>	NON	7.5(φ)*2.4(H)	7.5(φ)*2.4(H)	7.5(L)*7.5(W)*2.4(H)	10(φ)*2.4(H)	10(L)*10(W)*2.4(H)
<b>Terminal Type</b>	Right Angle	Right Angle	Right Angle	Right Angle	Right Angle	Right Angle
<b>Rating</b>	50mA 12VDC	50mA 12VDC	50mA 12VDC	50mA 12VDC	50mA 12VDC	50mA 12VDC
<b>Life</b>	500,000 Cycles Min	500,000 Cycles Min	500,000 Cycles Min	500,000 Cycles Min	500,000 Cycles Min	500,000 Cycles Min
<b>Actuation Force</b>	250±50gf	250±50gf	250±50gf	250±50gf	250±50gf	250±50gf
<b>Total Travel</b>	0.25±0.1mm	0.25±0.1mm	0.25±0.1mm	0.25±0.1mm	0.25±0.1mm	0.25±0.1mm

<b>Pic</b>				
<b>Model</b>	TS17-8BE00X	TS17-8BEWX	TS17-00EWX	TS17-00EAX1
<b>Size(mm)</b>	10.5(H)	7.5(φ)*16.9(H)	7.5(φ)*12.2(H)	7.5(φ)*12.2(H)
<b>Cap Size(mm)</b>	7.5(φ)*6.3(H)	7.5(φ)*6.3(H)	7.5(φ)*6.3(H)	7.5(φ)*6.3(H)
<b>Terminal Type</b>	Right Angle	Right Angle	Right Angle	Right Angle
<b>Rating</b>	50mA 12VDC	50mA 12VDC	50mA 12VDC	50mA 12VDC
<b>Life</b>	500,000 Cycles Min	500,000 Cycles Min	500,000 Cycles Min	500,000 Cycles Min
<b>Actuation Force</b>	250±50gf	250±50gf	250±50gf	250±50gf
<b>Total Travel</b>	0.25±0.1mm	0.25±0.1mm	0.25±0.1mm	0.25±0.1mm







## TS20 Series Right Angle Illuminated Tact Switches

<b>Pic</b>						
<b>Model</b>	TS20-0000X	TS20-003BX1	TS20-002AX	TS20-007BXX	TS20-005BX1	TS20-00TWX
<b>Outline Size(mm)</b>	6.0(L)*6.0(W)*12.0(H)	φ7.5*13.9(H)	7.5(L)*7.5(W)*13.9(H)	φ10*13.9(H)	10(L)*10(W)*13.9(H)	7.5(L)*7.5(W)*19.5(H)
<b>Cap Size(mm)</b>	NON	φ7.5*2.4(H)	7.5(L)*7.5(W)*2.4(H)	φ10*2.4(H)	10(L)*10(W)*2.4(H)	7.5(L)*7.5(W)*2.4(H)
<b>Life</b>	500,000 Cycles Min	500,000 Cycles Min	500,000 Cycles Min	500,000 Cycles Min	500,000 Cycles Min	500,000 Cycles Min
<b>Actuation Force</b>	160±50gf 250±50gf	160±50gf 250±50gf	160±50gf 250±50gf	160±50gf 250±50gf	160±50gf 250±50gf	160±50gf 250±50gf
<b>Total Travel</b>	0.25±0.1mm	0.25±0.1mm	0.25±0.1mm	0.25±0.1mm	0.25±0.1mm	0.25±0.1mm

### Features:

6\*6MM /7\*7MM ,DIP & SMD & Right Angle terminal options  
 Red | Green | Blue | Yellow | Orange | White | Bi-color LED colors  
 Round & square cap options, provide customized symbol of cap

## TS85 Series Latching Illuminated Push Button Switches

<b>Pic</b>						
<b>Model</b>	TS85-0000X	TS85-0028WX	TS85-0028GX	TS85-0060AX6	TS85-0029AX1	TS85-0022AX6
<b>Size(mm)</b>	7.5(L)*8.5(W)*10(H)	10(L)*10(W)*12.0(H)	10(L)*10(W)*12.0(H)	7.5(φ)*13(H)	10(φ)*19.8(H)	10(φ)*20(H)
<b>Cap Size(mm)</b>	NON	10(L)*10(W)*3.5(H)	10(L)*10(W)*3.5(H)	7.5(φ)*3.3(H)	10(L)*10(W)*13.4 (H)	10(L)*10(W)*13.6 (H)
<b>Rating</b>	0.1A 30VDC	0.1A 30VDC	0.1A 30VDC	0.1A 30VDC	0.1A 30VDC	0.1A 30VDC
<b>Electrically Life</b>	500,000 Cycles Min	500,000 Cycles Min	500,000 Cycles Min	500,000 Cycles Min	500,000 Cycles Min	500,000 Cycles Min
<b>Actuation Force</b>	150±100gf(Momentary) 250±100gf(Locking)	150±100gf(Momentary) 250±100gf(Locking)	150±100gf(Momentary) 250±100gf(Locking)	150±100gf(Momentary) 250±100gf(Locking)	150±100gf(Momentary) 250±100gf(Locking)	150±100gf(Momentary) 250±100gf(Locking)
<b>Total Travel</b>	1.6±0.4mm	1.6±0.4mm	1.6±0.4mm	1.6±0.4mm	1.6±0.4mm	1.6±0.4mm
<b>Lock Travel</b>	1.4±0.4mm	1.4±0.4mm	1.4±0.4mm	1.4±0.4mm	1.4±0.4mm	1.4±0.4mm







### Feature:

Red/Blue/Green/Yellow/White Colors and Bi-color LED Options

Latching

Many caps are available

Accept to customize the symbol on the cap

PB86 Series Illuminated Push Button Switches						
<b>Pic</b>						
<b>Model</b>	PB86-A1UPNR	PB86-B1UUNR	PB86-A2RRG	PB86-B2RRG	PB86-B1UYNR	PB86-B0WNN
<b>Size(mm)</b>	12.3(L)*17(W)*11.5(H)	17.4(L)*17(W)*11.5(H)	12.3(L)*17(W)*11.5(H)	17.4(L)*17(W)*11.5(H)	17.4(L)*17(W)*11.5(H)	17.4(L)*17(W)*11.5(H)
<b>Circuit</b>	SPDT Momentary	SPDT Momentary	SPDT Momentary	SPDT Momentary	SPDT Momentary	SPDT Momentary
<b>Rating</b>	12mA 24VDC	12mA 24VDC	12mA 24VDC	12mA 24VDC	12mA 24VDC	12mA 24VDC
<b>Electrically Life</b>	50,000 Cycles Min	50,000 Cycles Min	50,000 Cycles Min	50,000 Cycles Min	50,000 Cycles Min	50,000 Cycles Min
<b>Actuation Force</b>	170±50gf	170±50gf	170±50gf	170±50gf	170±50gf	170±50gf
<b>Total Travel</b>	2.0±0.4mm	2.0±0.4mm	2.0±0.4mm	2.0±0.4mm	2.0±0.4mm	2.0±0.4mm



**Feature:**

Red/Blue/Green/Yellow/White Colors and Bi-color LED Options

Through Hole Mounting





Many caps are available

Accept to customize the symbol or text on the cap

Illuminated Push Button Switches		
Pic		
Model	PB58-0000X	PB07-RB0R0
Size(mm)	5.8(L)*5.8(W)*10.2(H)	15.1(L)*15.1(W)*15.4(H)
Circuit	Momentary	Latching
Rating	0.1A 30VDC	0.1A 30VDC
Electrically Life	10,000 Cycles Min	50,000 Cycles Min
Actuation Force	180±50gf	200±50gf
Total Travel	1.9±0.2mm	2.5±0.4mm

**Feature:**

Red/Blue/Green/Yellow/White LED Options  
Through Hole Mounting  
Latching Function

Self-locking/ Momentary Push Button Switches				
Pic				
Model	PB58-5881A	PB58-5810	PB80-8013	PB85-8513
Size(mm)	5.8(L)*5.8(W)*8.1(H)	5.8(L)*5.8(W)*10.1(H)	8(L)*8(W)*13.5(H)	5.8(L)*5.8(W)*13.9(H)
Rating	0.1mA 30VDC	0.1mA 30VDC	0.1mA 30VDC	0.1mA 30VDC
Actuation Force	250±100gf	250±100gf	250±100gf	250±100gf
Total Travel	2.5±0.2mm	2.5±0.2mm	2.5±0.2mm	2.5±0.2mm

## Momentary Push Button Switches

<b>Pic</b>					
<b>Model</b>	PB04-BR	PB02-PMR	PB01-PPG	PB10-BBR	PB15-1511U
<b>Cut-out Size(mm)</b>	12.8*11	φ16	φ12.7	φ12.5	15.6(L)*15.6(W)*11.1(H)
<b>Rating</b>	3A 125V DC AC/1.0A 250V AC	6A 125V AC/3A 250V AC	3A 125V AC/1.5A 250V AC	3A 125V AC(15A 250V AC)	10mA DC12V
<b>Actuation Force</b>	250±100gf	250±50gf	150±100gf	350±100gf	60±10gf
<b>Total Travel</b>	2.5±0.4mm	2.4±0.4mm	2.0±0.4mm	3.0±0.5mm	4.0±0.4mm

## Plastic Injection Mould

Round and square cap options  
Welcome customized the symbol  
Provide Laser engraved service